

GLOBEX

EVACUATION SOLUTIONS

ESTABLISHED 2010

RAISING AWARENESS - IMPROVING STANDARDS

GLOBEX SPIRAL



DESIGNED AND
MANUFACTURED IN THE UK

THANK YOU FOR CHOOSING GLOBEX

INTRODUCTION

The GLOBEX Spiral Evacuation Chair is a Class 1 Medical Device designed to transport non ambulant persons downstairs during an emergency or when lifts can not be used. It is intended for use by trained competent operators only.

The responsible person must ensure that suitable and sufficient emergency procedures, equipment, training and maintenance is in place to ensure the safe evacuation of all users of the premises whenever it is occupied without depending on the emergency services.

This manual should be retained for reference and kept within the dust cover.

The GLOBEX Standard Plus Evacuation Chair comes complete with:

- 1 x Dust Cover
- 1 x Wall mounting bracket

Upon receipt of your GLOBEX Spiral Evacuation Chair all packaging and the wall mounting brackets attached to the chair should be removed. If not commissioned on site by a GLOBEX approved technician an inspection should be carried out to ensure:

- The chair has not been damaged in transit
- All components are complete and in good condition
- All nuts and bolts are secure
- All wheels operate correctly
- Head and waist belts operate correctly
- Mechanisms easily open, close and engage as required
- Tracks rotate freely

WALL MOUNTING

The chair should be wall mounted in a suitable location as specified by GLOBEX personnel or in accordance with the building fire risk assessment and emergency procedures. The bracket provided should be secured with suitable fittings, level and around 725mm from the ground. The crossbar of the seat hooks onto the bracket when the chair is in the closed position. The dust cover provided should be fitted when the chair is not in use.

GENERAL INFORMATION

1. Your GLOBEX Spiral Evacuation Chair must only be used by trained operators
2. Training should be conducted by authorised GLOBEX personnel only
3. Refresher training should be undertaken at least annually
4. Two-person operation is required
5. The operator must never leave a user in the chair unattended
6. The operator must never let go of the chair when travelling down the stairs
7. Maintenance should be conducted by authorised GLOBEX personnel only at least annually
8. To ensure the optimal performance, the ski belts should be rotated every 3 months

GUARANTEE

GLOBEX Evacuation Chairs are guaranteed for five years against defective materials and workmanship. This may be extended with a GLOBEX Compliance Package. Parts subject to wear and tear or damage caused by vandalism or misuse are excluded.

Maintenance should only be carried out by GLOBEX approved personnel at least annually to ensure compliance with GLOBEX requirements and in the UK, the Provision and Use of Work Equipment Regulations 1998 (PUWER).

SAFE WORKING LOAD:

159Kg / 25st / 351lbs

STAIR TYPE / ANGLE:

Straight / 28-40 Degrees

DIMENSIONS STORED:

Height 1140mm Width 465mm Depth 400mm

DIMENSIONS DEPLOYED:

Height 1470mm Width 465mm Depth 785mm

WEIGHT:

14.5Kg

WHAT IS INCLUDED?

CHAIR



USER GUIDE

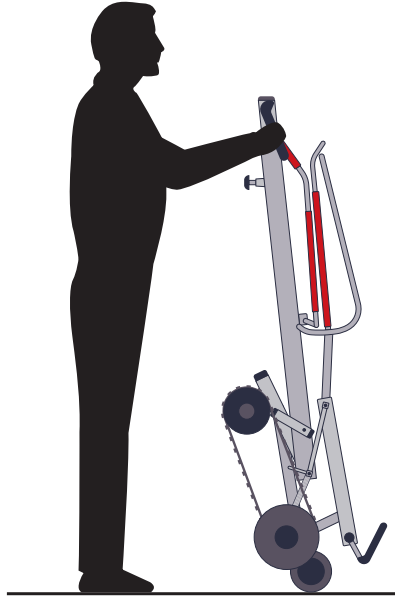


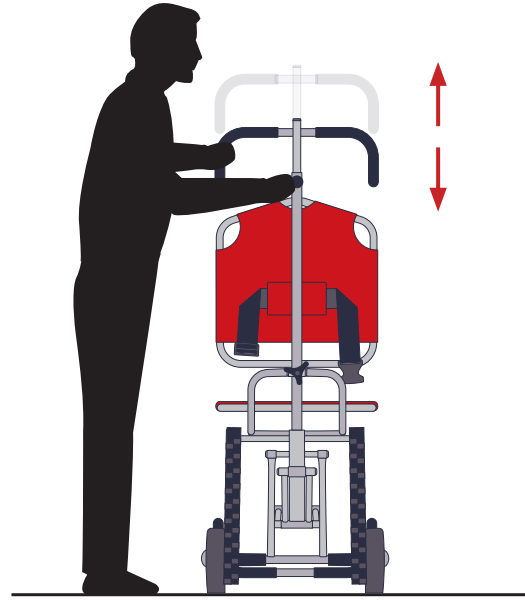
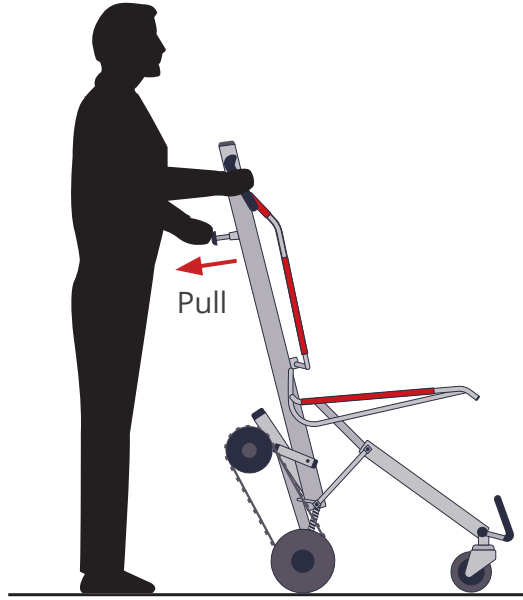
WALL BRACKET

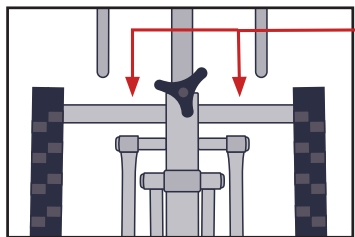


DUST COVER

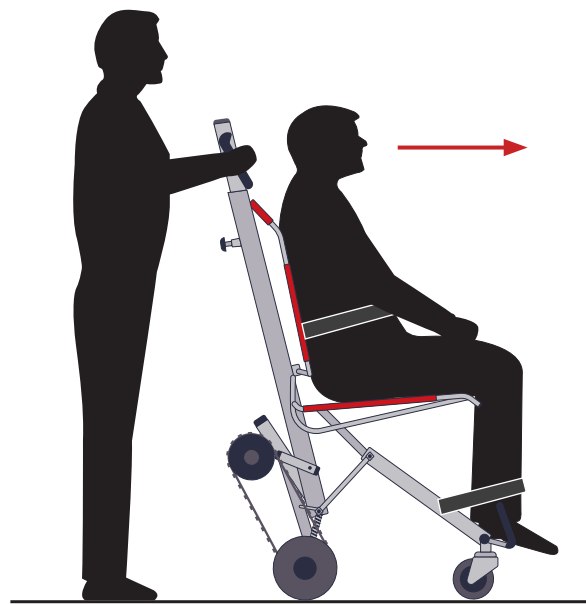




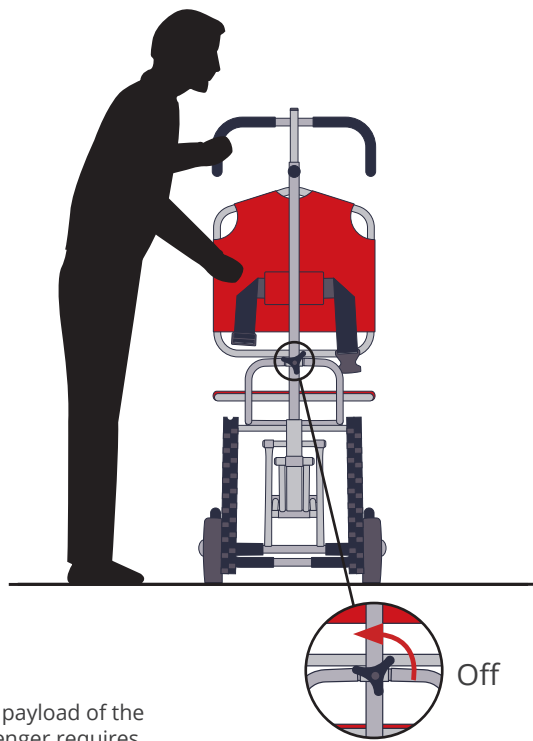




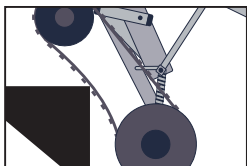
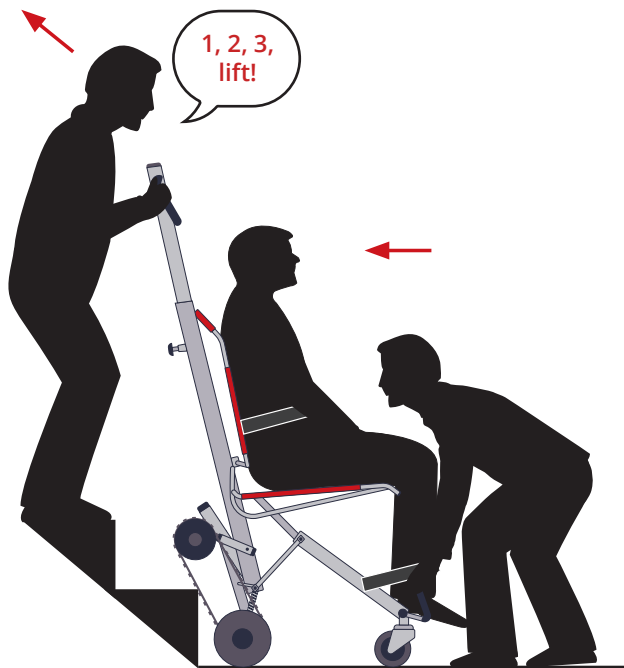
Operator
foot position




X2



Adjust the brake system to suit the payload of the passenger. A heavier payload passenger requires greater brake application.



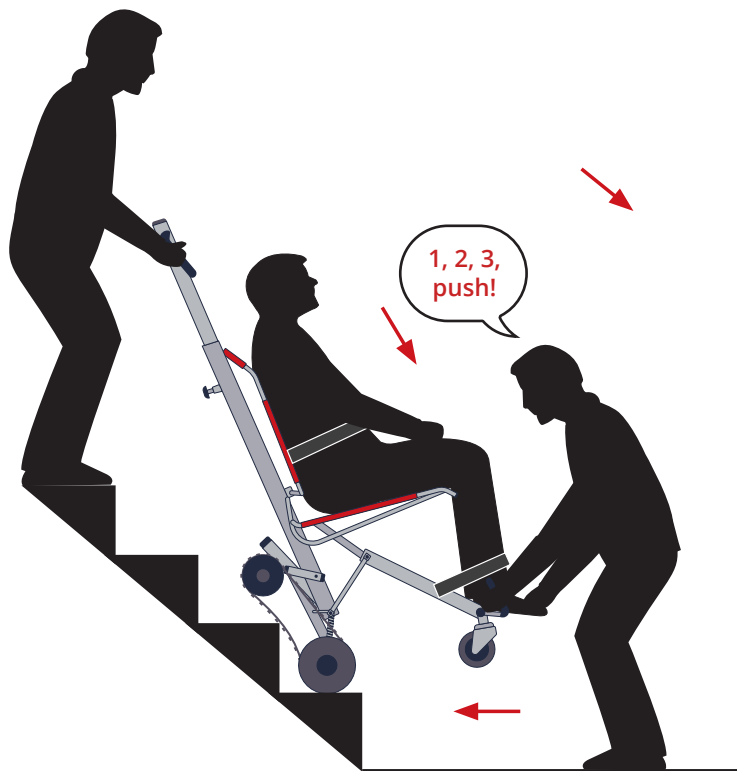


On

Adjust the brake system to suit the payload of the passenger.
A heavier payload passenger requires greater brake application.



Tilt chair and passenger back approx. 10°.





RAISING AWARENESS - IMPROVING STANDARDS

SURVEYS • DEMONSTRATIONS • SUPPLY • INSTALLATION • TRAINING • MAINTENANCE • CONSULTANCY • COMPLIANCE PACKAGES

For all UK requirements 0800 980 3473

NATIONAL & INTERNATIONAL SERVICE

Globex Evacuation Limited - Unit 1 Hitch's Yard, Church Street, Ware, Hertfordshire, SG12 9ES, UK
Sales: 01920 449123 | Service: 01920 449020 | Accounts: 01920 449023 | E: info@globexevacuation.com

www.globexevacuation.com